

Chobham Manor Monthly Report


PCN Statistics

December

Issued	46
Paid	16

2019

Issued	777
Paid	425
% Rate	54.70%



Site Coverage Data

December

Visit Days	30
Visit Hours	40

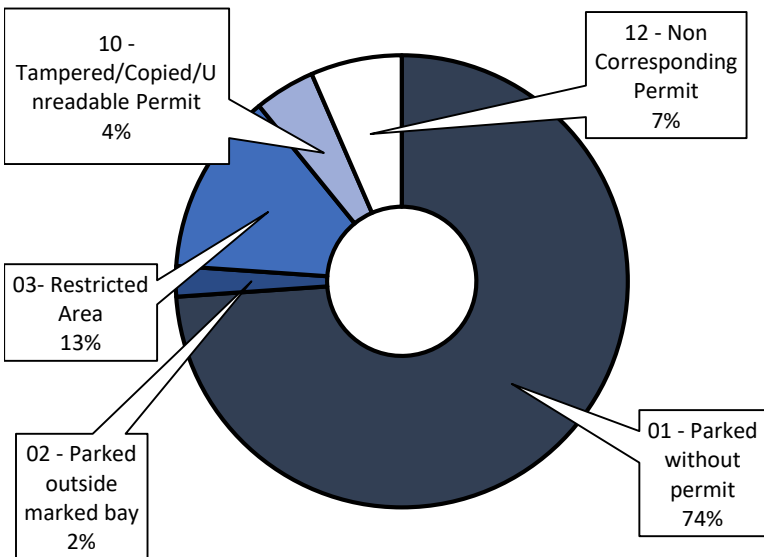
2019

Visit Days	338
Visit Hours	276.69

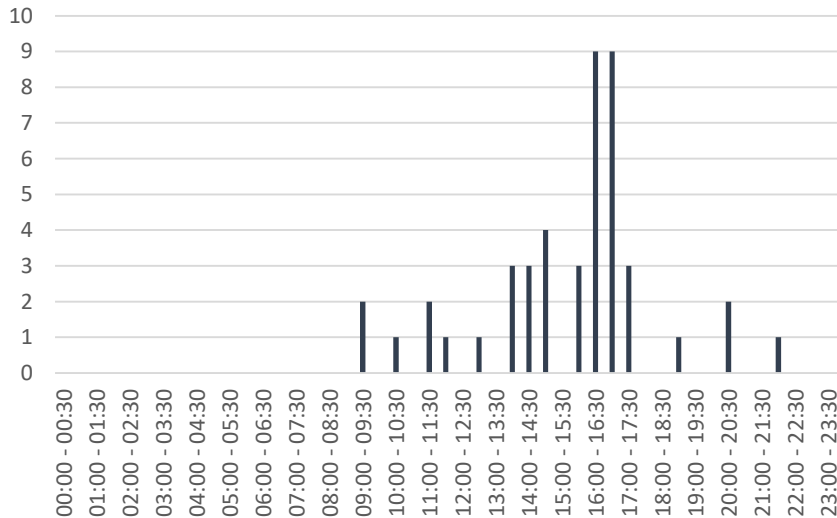
Monthly Patrol Heatmap by weekday



Contravention Breakdown

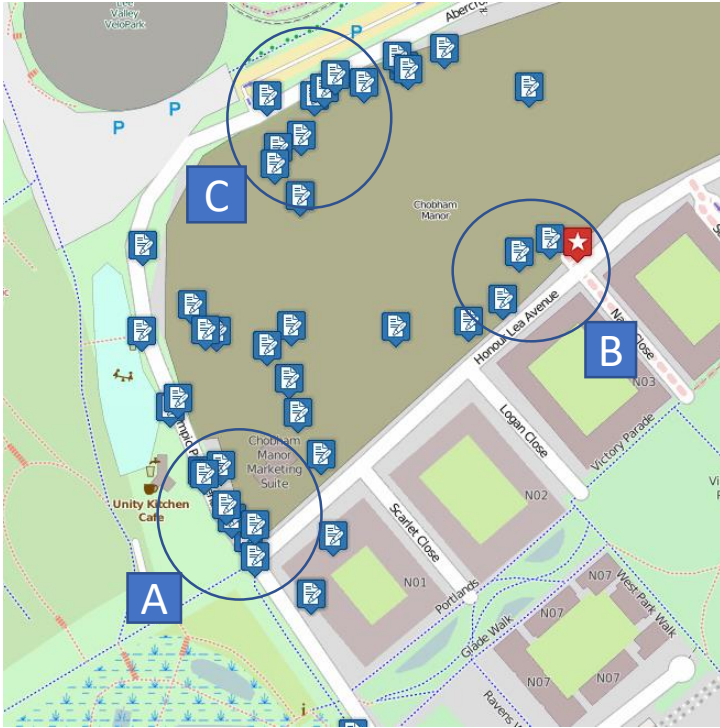


PCNs by Time Issued



Chobham Manor Monthly Report

PCN 'Cluster Points'



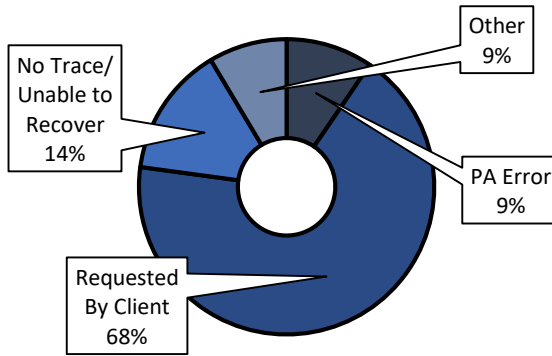
Cluster Point A is at the entrance to the development, near the Marketing Suite

Cluster Point B is on Peleton Avenue, with a direct route to (and view of) the Velodrome

Cluster Point C is on Abercrombie Road, adjacent to the Velodrome and directly next to the paid for parking area designated for the Velodrome

Cancellation Statistics

December		2019	
Issued	46	Issued	777
Cancelled	1	Cancelled	105
Cancellation Rate	2.17%	Cancellation Rate	11.76%



2019 – Reasons for Cancellation

Requested by client	71
Parking Attendant Error	10
No trace/ unable to recover	15
Other	9

2019 Parking Attendant Error Rate = 1.28%

Patrols – Comparison to Last Month

