

# Chobham Manor Monthly Report


## PCN Statistics

January 2020

Issued	53
Paid	18

2019

Issued	798
Paid	456
% Rate	57.14%



## Site Coverage Data

January 2020

Visit Days	30
------------	----

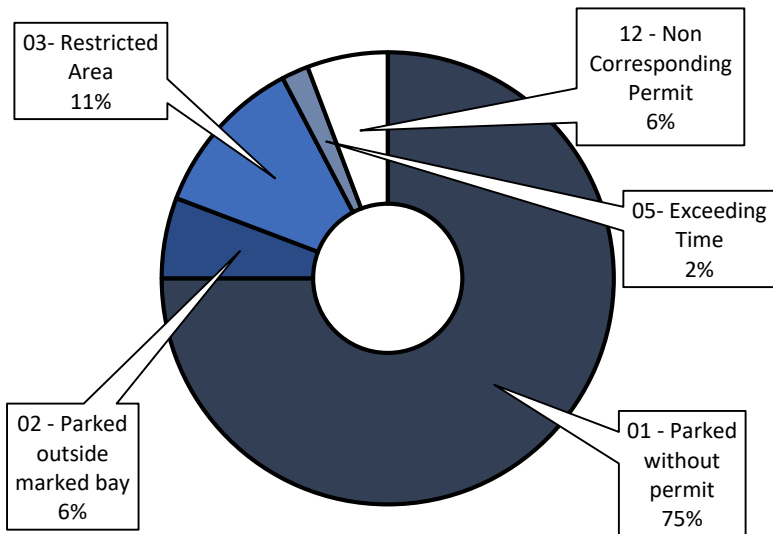
2019

Visit Days	354
------------	-----

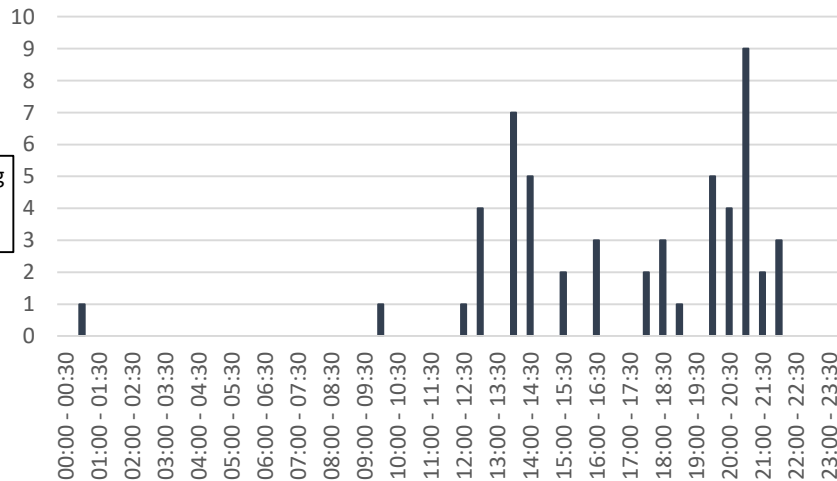
## Monthly Patrol Heatmap by weekday



## Contravention Breakdown

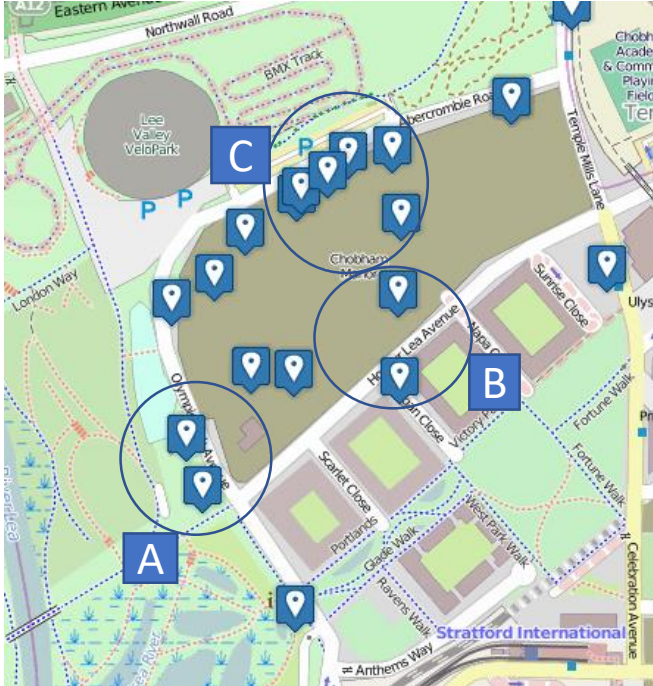


## PCNs by Time Issued



# Chobham Manor Monthly Report

## PCN 'Cluster Points'



Cluster Point A is at the entrance to the development, near the Marketing Suite

Cluster Point B is on Peleton Avenue, with a direct route to (and view of) the Velodrome

Cluster Point C is on Abercrombie Road, adjacent to the Velodrome and directly next to the paid for parking area designated for the Velodrome

## Cancellation Statistics

January 2020

Issued	53
Cancelled	8
Cancellation Rate	15.09%

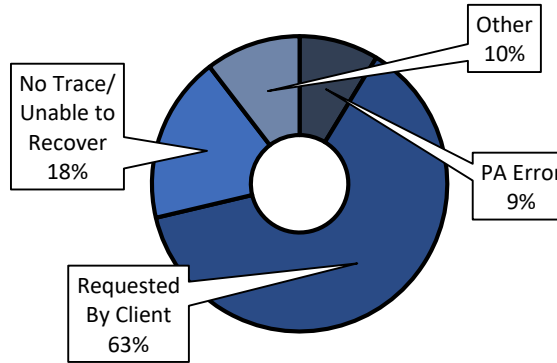
2019

Issued	798
Cancelled	115
Cancellation Rate	14.41%

### 2019 – Reasons for Cancellation

Requested by client	72
Parking Attendant Error	10
No trace/ unable to recover	21
Other	12

2019 Parking Attendant Error Rate = 1.25%



## Patrols – Comparison to Last Month

