

Chobham Manor Monthly Report


PCN Statistics

February 2020

Issued	61
Paid	20

2020

Issued	115
Paid	46
% Rate	40%



Site Coverage Data

February 2020

Visit Days	29
------------	----

2020

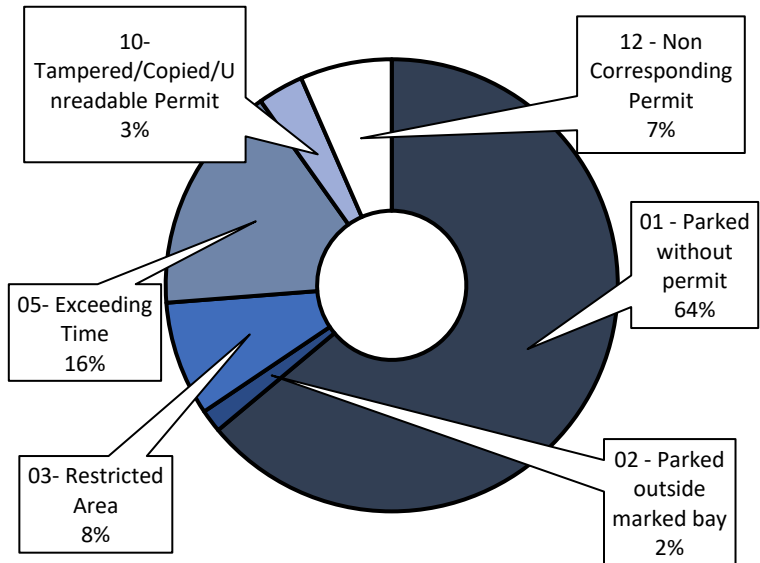
Visit Days	60
------------	----

Monthly Patrol Heatmap by weekday

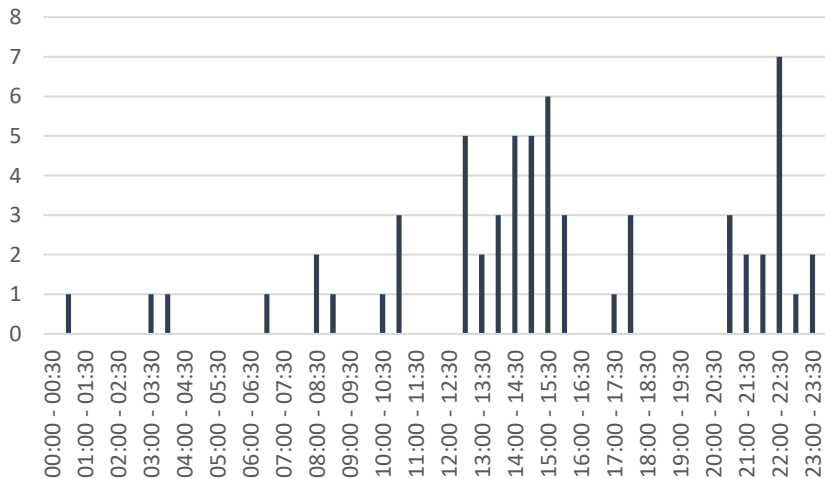


Monday
Tuesday
Wednesday
Thursday
Friday
Weekend

Contravention Breakdown



PCNs by Time Issued



Chobham Manor Monthly Report

PCN 'Cluster Points'



Cluster Point A is at the entrance to the development, near the Marketing Suite

Cluster Point B is on Peleton Avenue, with a direct route to (and view of) the Velodrome

Cluster Point C is on Abercrombie Road, adjacent to the Velodrome and directly next to the paid for parking area designated for the Velodrome

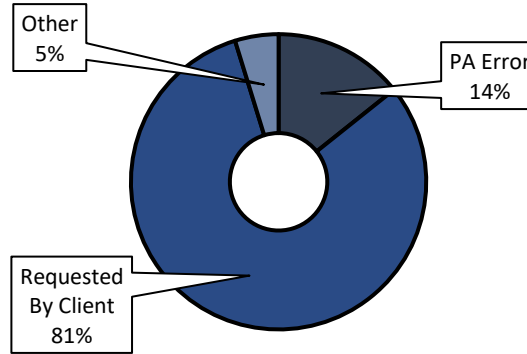
Cancellation Statistics

February 2020

Issued	61
Cancelled	10
Cancellation Rate	16.39%

2020

Issued	115
Cancelled	21
Cancellation Rate	18.26%



2020 – Reasons for Cancellation

Requested by client	17
Parking Attendant Error	3
No trace/ unable to recover	0
Other	1

2020 Parking Attendant Error Rate = 2.61%

Patrols – Comparison to Last Month

